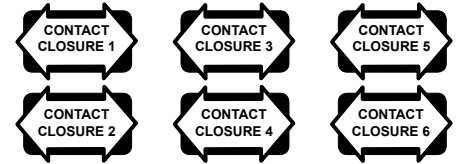


Digitally Encoded Six Full Duplex Contact Closure Channels



FEATURES:

- Six Full Duplex Contacts
- Laser Based Systems for Multimode and Singlemode Fiber
- Surface Mount Technology (SMT) for High Reliability and Repeatability
- *SpectraSmart* Network Management Compatible
- Local LED Status Indicators to Monitor Critical System Diagnostics and Performance Parameters
- ST, FC Optical Connector
- Hot Swappable Rack Cards
- Back - Biased Photo Detector Circuitry for Stable Optical Laser Output Over Full Temperature Range
- Meets NEMA TS1 / TS2 & CALTRANS Specifications
- Utilizes Internal Switching Power Supplies
- Automatically Resettable Solid-State Current Limiters on All Power Lines: Provides Equipment Protection
- DB 25 Type Connectors for Contact Closure
- Wide Optical Dynamic Range: Optical Attenuators are Never Needed

DESCRIPTION:

This module in the DigiSlim™ product family incorporates an all-digital encoding technology. It transmits six Bi-directional Contact Closure channels over one multimode or singlemode fiber. Convenient DB-25 connector is used for easy connection of the contact interface. Status indicators provide visual indication of the operational status of the contact. The SXA/SXB-6C-x system is available with Meridian's *SpectraSmart*™ Network management and diagnostic PC based system. See the *SpectraSmart*™ brochures for additional details.

CONFIGURATIONS:

The SXA/SXB-6C-x system is available as rack mount cards and modules that can be installed in any of Meridian's desk chassis or in 19" racking frames. This system can be configured in either star (module to rack) or trunking (rack to rack) configurations. These systems can be transformed into a standalone module by utilizing an SR-500/S (standard configuration) or an SR-1000/S.

MARKETS:

Security and surveillance
Access Control

SPECIFICATIONS:

Data

Formats	Contact Closure
Rate	10 Hz.(Per Channel)
Bit Error Rate	10 ⁻⁹ *

Optical

Fiber Data Rate	25 Mb/s
-----------------	---------

Connectors

Optical	ST, FC
Power (module)	See SR-500 Brochure for details
Data	DB 25 Type Connector

Power **

Card	4 Watts
------	---------

Indicators (LEDs)

1 - Green	Power On
1 - Bi-color	TX Carrier/ Laser Over Current
1 - Bi-color	RX Carrier - Present / Error
12 - Green	Contact Closure Present

Physical

Dimensions (Card)	160 mm (6.3") L, 127 mm (5") W 20mm (0.80") W
Weight (Card)	450 gms (16 Oz)
No. of Slots	1
Module	See SR-500 Brochure

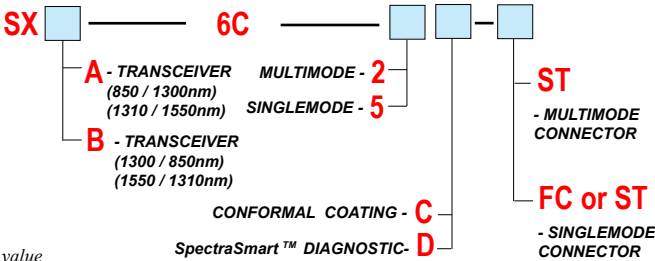
Enviromental

Operating Temperature	-34°C to +74°C
Storage Temperature	-55°C to +85°C
Relative Humidity	0 to 95% Non-condensing


Quality

MTBF	>170,000 hours @ Ground Fix 35°C per MIL217F
------	---

Part Numbers:



* measured @ max. optical budget
** Due to variations of drivers and diagnostic options, power shown @ max value



OPTICAL:

Fiber Type/Size (um)	Optical Output (dBm)	Receiver Sensitivity (dBm)	Optical Budget (dB)	Wavelength (nm)	Optical Connector	Optical Dynamic Range (dB)
Multimode (FP Laser) 62.5 / 125 (OpticCode 2)	-6	-27	21	850/1300	ST	24
Singlemode (FP Laser) 9 / 125 (OpticCode 5)	-6	-27	21	1310 / 1550	ST, FC	24