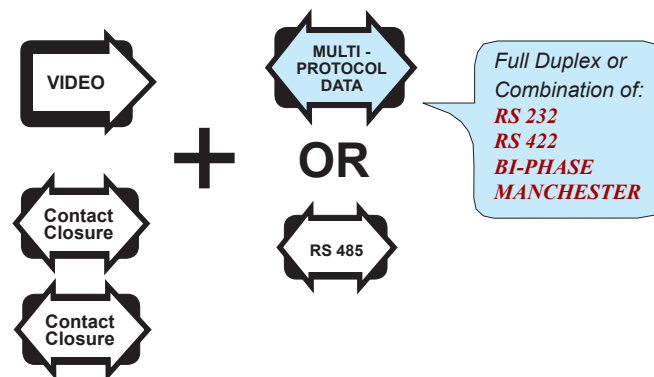


**Digitally Encoded 1 Channel 10-Bit Video with
1 Channel of Bi-directional Multi-Protocol Data
and 2 Channels of Bi-directional
Contact Closure**



FEATURES:

- 10 Bit Video Digital Encoding
- Real Time Video & Data Transmission
- 7 MHz Video Bandwidth
- Meets RS-250C Short Haul Transmission Specifications
- NTSC, PAL, SECAM Compatible
- One Channels of Bi-Directional Multi-protocol Data and Two Bi-Directional Contact Closures
- Wide Optical Dynamic Range: Eliminates Need For Optical Attenuators
- Laser Based Systems for Multimode and Singlemode
- Surface Mount Technology (SMT) for High Reliability and Repeatability
- *SpectraSmart™* PC Based Network Management
- *SpectraView™* Fault / Setup Firmware
- Local LED Status Indicators to Monitor Critical System Diagnostics for Performance Parameters
- ST, FC Optical Connector
- Hot Swappable Cards
- Laser Back - Biased Photo Detector Circuitry for Stable Optical Output Over Full Temperature Range.
- 75 Ohm BNC Video Connector (Gold Center Pin)
- Meets EIA RS-170, RS-343A Formats
- Screw Terminal Type Connectors for Data and Contact Closure

DESCRIPTION:

This module in the DigiSlim™ product family incorporates an all-digital encoding technology that transmits one real-time, simplex, 10 bit composite video, one user selectable, full duplex RS-232, RS-422, Manchester, Bi-Phase. A single RS-485 (2 or 4 wire) full duplex channel is also supported. In addition, two full duplex contact closure channels are included. These single fiber, laser based systems are available in both, Multimode and Singlemode modules. The versatility of the ST/SR-1W2C1G/2C1G-xS system is enhanced by *SpectraView*, an On-Screen Video Diagnostic / Setup firmware system and *SpectraSmart*, an optional PC Based Network Diagnostic System. *SpectraView* monitors the integrity of the video signal and the fiber link. A break in the fiber path will cause a loss of fiber alarm to be displayed on an associated monitor while loss of video sync will generate a loss of sync alarm on the monitor. *SpectraView* is easy to use, always active and eliminates the need for additional test equipment. *SpectraView* also includes a selectable on-board data test signal generator with built-in local and remote loop-back functions. In addition a video grey scale function is included to assist in monitor and system setup. If greater diagnostic capability is required, the ST/SR-1W2C1G/2C1G-xS system is also available with Meridian's *SpectraSmart* Network management and diagnostic PC based system. See the *SpectraSmart* or *SpectraView* brochures for additional details.

CONFIGURATIONS:

The ST/SR-1W2C1G/2C1G-xS system is available as rack mount cards and modules that can be installed in any of Meridian's desk chassis or in 19" racking frames. This system can be configured in either star (module to rack) or trunking (rack to rack) configurations. These systems can be transformed in to a standalone module by utilizing an SR-500/S (standard configuration) or an SR-1000/S.

MARKETS:

- ✓ Intelligent transportation systems (ITS)
- ✓ Security and surveillance
- ✓ Access Control

SPECIFICATIONS:

Video

Format	NTSC, PAL, SECAM
Voltage/Impedance	1 Vp-p, 75 Ohm, 1.5 Vp-p max.
Bandwidth	5 Hz to 6.8 MHz @ -3 dB
Differential Gain	<0.6%
Differential Phase	<0.3°
SNR	>67 dB (weighted)*
Return Loss	>30 dB
Field Tilt	< 0.5%

Data

Formats	RS-232, RS-485, RS-422, Manchester or Bi-Phase
Data Rate	DC to 125 Kb/s
Bit Error Rate	10 ⁻⁹ *

Contact Closure

Rate	10 Hz.(Per Channel)
Contact Rating	0.3A, 30V AC / DC
Contact Bounce Time	5 ms

Optical

Fiber Data Rate	250 Mb/s
-----------------------	----------

Connectors

Video	75 Ohm BNC (Gold Center Pin)
Optical	ST, FC
Power (module)	See SR-500 Brochure for details
Data/Audio/Contact closure ...	Screw Terminal

Power **

Card	6 Watts
------------	---------

Indicators (LEDs)

1 - Green	Power On
1 - Bi-color	TX Carrier/ Laser Over Current
1 - Bi-color	RX Carrier - Present / Error
1 - Bi-color	Video Present / Overload
1 - Green	Sync. Present
1 - Green	Data Present
2 - Green	Contact Closure Present

Physical

Dimensions (Card)	160 mm (6.3") L, 127 mm (5") W 20mm (0.80") W
Weight (Card)	450 gms (16 Oz)
No. of Slots	1
Module	See SR-500 Brochure

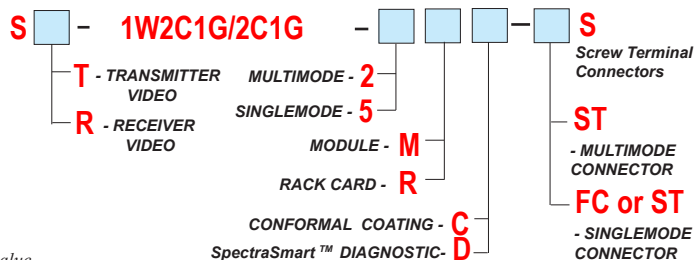
Enviromental

Operating Temperature ...	-34°C to +74°C
Storage Temperature	-55°C to +85°C
Relative Humidity	0 to 95% Non-condensing

Quality


MTBF	>170,000 hours @ Ground Fix 35°C per MIL217F
------------	---

Part Numbers:



* measured @ max. optical budget

** Due to variations of drivers and diagnostic options, power shown @ max value



OPTICAL:

Fiber Type/Size (um)	Optical Output (dBm)	Receiver Sensitivity (dBm)	Optical Budget (dB)	Wavelength (nm)	Optical Connector	Optical Dynamic Range (dB)
Multimode (FP Laser) 62.5 / 125	-5	-26	21	1300 / 850	ST	24
Singlemode (FP Laser) 9 / 125	-5	-26	21	1310 / 1550	ST, FC	24

Meridian Technologies Inc.

700 Elmont Road. • Elmont, NY 11003 • 516. 285. 1000 • FAX 516. 285. 6300 • E-mail sales@meridian-tech.com
www.meridian-tech.com

ver 10/09 A