


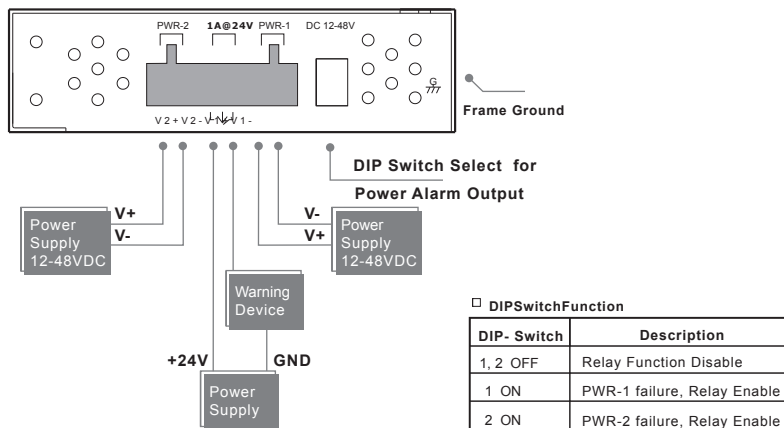
QUICK INSTALLATION GUIDE

HARDENED MEDIA CONVERTOR

Front Panel

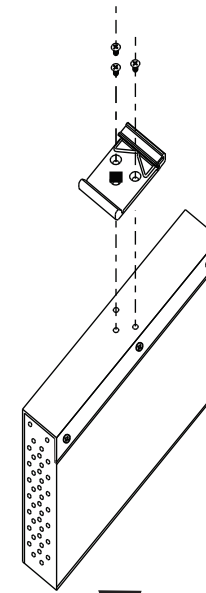


Power Connection Guide

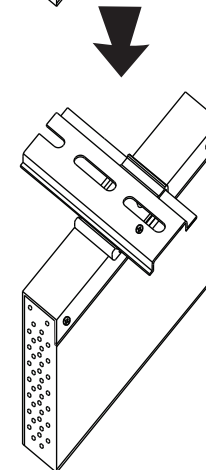
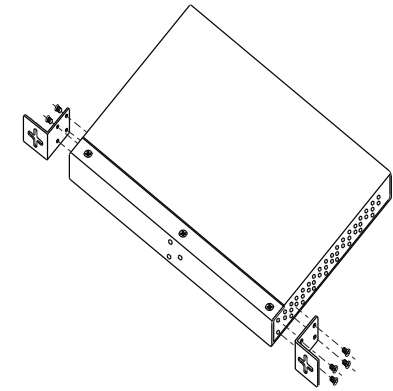


Installation

DIN-Rail Install Step



Wall-mounted Install Step

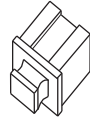
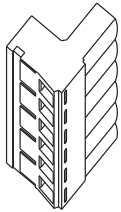


QUICK INSTALLATION GUIDE

HARDENED MEDIA CONVERTOR

Accessory

- ① 6-Pin Terminal block
- ② Dust Cover (RJ-45)
- ③ Dust Cover (SFP)



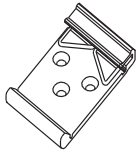
- ④ Screw (M3X3)



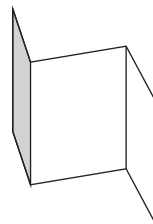
- ⑤ Wall-mounted kit (for SlimType)



- ⑦ 25mm DIN-Rail kit



- ⑥ QIG



Packing list

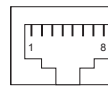
Model name	Model Description	Accessory
MC2GT1GX1SFP-M	Industrial Gigabit media converter with 1x10/100/1000T 1x1000SFP	①x1, ②x1, ③x1, ④x8, ⑤x2, ⑥x1, ⑦x1

Communication Connections

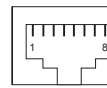
10/100 BaseTX Ethernet Port Connection

- RJ45 (8-pin,MDI) Port Pinouts
- RJ45 (8-pin,MDI-X) Port Pinouts

Pin	Single
1	Tx+
2	Tx-
3	Rx+
6	Rx-



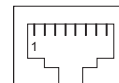
Pin	Single
1	Rx+
2	Rx-
3	Tx+
6	Tx-



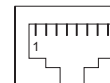
1000Base-T Ethernet Port Connection

- RJ45 (8-pin,MDI) Port Pinouts
- RJ45 (8-pin,MDI-X) Port Pinouts

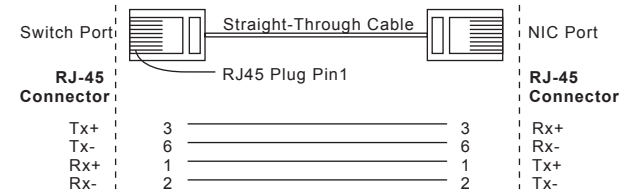
Pin	MDI
1	BI_DA+
2	BI_DA-
3	BI_DB+
4	BI_DC+
5	BI_DC-
6	BI_DB-
7	BI_DD+
8	BI_DD-




Pin	MDI-X
1	BI_DB+
2	BI_DB-
3	BI_DA+
4	BI_DD+
5	BI_DD-
6	BI_DA-
7	BI_DC+
8	BI_DC-



- RJ45 (8-pin) to RJ45 (8-Pin) Straight-Through Cable Wiring



- RJ45 (8-pin) to RJ45 (8-Pin) Cross-Over Cable Wiring



1000Base-X SFP Port Connection

