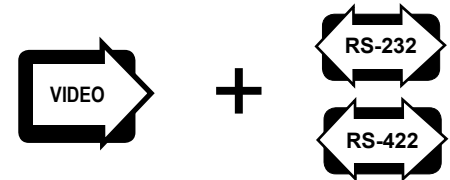


Digitally-Encoded 1 Channel Video with
Bi-directional RS-232 & RS-422 Data



FEATURES:

- 10 Bit Video Digital Encoding
- Real Time Video, RS-422 & RS-232 Data
- 7 MHz Video Bandwidth
- Meets RS-250C Short Haul Transmission Specifications
- NTSC, PAL, SECAM Compatible
- Wide Optical Dynamic Range: Eliminates Need For Optical Attenuators
- Laser Based Systems for Multimode and Singlemode
- Surface Mount Technology (SMT) for High Reliability and Repeatability
- *SpectraSmart™* Network Management Compatible
- Local LED Status Indicators to Monitor Critical System Diagnostics for Performance Parameters
- ST, FC Optical Connector
- Hot Swappable Cards
- Laser Back - Biased Photo Detector Circuitry for Stable Optical Output Over Full Temperature Range.
- 75 Ohm BNC Video Connector (Gold Center Pin)
- Meets EIA RS-170, RS-343A Formats
- DB 9 Type Connectors for Data
- DC to 1 Mb/s Data Rate

DESCRIPTION:

The DT/DR-1W1D1F/1D1F series products incorporate digital encoding technology. This fiber optic module transmits one each of real-time, high performance of Simplex 10-bit digitally encoded video signal & full Duplex RS-232 & RS-422 data over one or 2 fiber. Both multimode and singlemode fiber versions are available. Meridian's digital product line incorporates plug-in personality signal cards to easily configure a wide variety of module types. The functionality of the DT/DR-1W1D1F/1D1F series products are enhanced by their compatibility with Meridian's PC based SpectraSmart Network Management & Diagnostic Software system. SpectraSmart supervises the operating parameters of the transmission system such as the status on video levels, sync, digital carrier detect, voltages, temperatures, optical levels etc. See SpectraSmart brochure for further details.

CONFIGURATIONS:

The DT/DR - 1W1D1F/1D1F product family is available as rack mount cards and modules that can be installed in Meridian's card chassis, desk chassis and 19" racking frames. This system can be configured in either star (module to rack) or trunking (rack to rack) configurations. These systems can be made a standalone system by using the SR-1000/s, 2 slot desk / wall mount chassis (87VAC-264VAC)

MARKETS:

- √ Intelligent transportation systems (ITS)
- √ Security and surveillance
- √ Access Control

SPECIFICATIONS:

Video

Format	NTSC, PAL, SECAM
Voltage/Impedance	1 Vp-p, 75 Ohm, 1.5 Vp-p max.
Bandwidth	5 Hz to 6.8 MHz @ -3 dB
Differential Gain	<0.6%
Differential Phase	<0.3°
SNR	>67 dB (weighted)*
Return Loss	>30 dB
Field Tilt	< 0.5%

Data

Formats	RS-232, RS-422
Data Rate RS-232	DC to 125 Kb/s
Data Rate RS-422	DC-1 Mb/s
Bit Error Rate	10 ⁻⁹ *

Optical

Fiber Data Rate	500 Mb/s
-----------------	----------

Connectors

Video	75 Ohm BNC (Gold Center Pin)
Optical	ST, FC
Power (module)	See SR-1000 Brochure for details
Data	DB9 Female

Power **

Card	9 Watts
------	---------

Indicators (LEDs)

1 - Green	Power On
1 - Bi-color	TX Carrier/ Laser Over Current
1 - Bi-color	RX Carrier - Present / Error
1 - Green	RX Optical Signal -Present/Absent
1 - Bi-color	Video Present / Overload
1 - Green	Video Sync. Present
4 - Green	Data Present

Physical

Dimensions (Card)	160 mm (6.3") L, 127 mm (5") H 44mm (0.80")W
Weight (Card)	450 gms (16 Oz)
No. of Slots	2

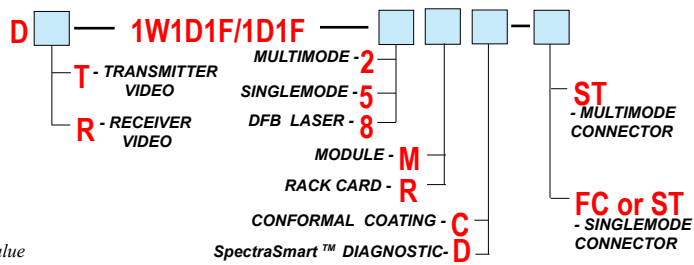
Environmental

Operating Temperature	-40°C to +74°C
Storage Temperature	-55°C to +85°C
Relative Humidity	0 to 95% Non-condensing

Quality


MTBF	>170,000 hours @ Ground Fix 35°C per MIL217F
------	---

Part Numbers:



* measured @ max. optical budget

** Due to variations of drivers and diagnostic options, power shown @ max value



OPTICAL:

Fiber Type/Size (um)	Optical Output (dBm)	Receiver Sensitivity (dBm)	Optical Budget (dB)	Wavelength (nm)	Optical Connector	Optical Dynamic Range (dB)
Multimode (FP Laser) 62.5 / 125	-3	-24	21	1300 / 850	ST	24
Singlemode (FP Laser) 9 / 125	-3	-24	21	1310 / 1550	ST, FC	24
Singlemode (DFB Laser) 9 / 125	+3	-24	27	1310 / 1550	ST, FC	24

Meridian Technologies Inc.

700 Elmont Road. • Elmont, NY 11003 • 516. 285. 1000 • FAX 516. 285. 6300 • E-mail sales@meridian-tech.com
www.meridian-tech.com

ver 7/05